

# LED ENCLOSURE LAMP

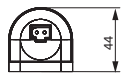
## LED 021/022

LED 021  
Movement sensor and  
screw fixing

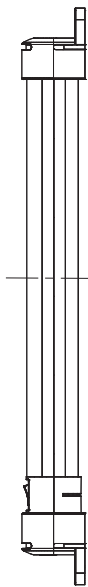

LED 022  
On/off switch  
and magnet fixing



LED 021/022  
magnet or  
screw fixing



LED 021/022  
side view



LED 021 (Size 1)  
L1 = 400 mm  
L2 = 375 mm

LED 022 (Size 2)  
L1 = 600 mm  
L2 = 575 mm

- > High luminous flux
- > Integrated power unit
- > Durable and maintenance-free LED technology
- > Daisy chain
- > On/off switch or movement sensor
- > Magnet or screw fixing

The LED 021/022 Varioline is a powerful and compact LED lamp for use in enclosures. Its LED tube emits more than 1,000/1,700 Lm at only 10 W/15 W power consumption, thereby illuminating even very large enclosures in their full depth and height. The glare-free, 360° rotatable LED tube uses Mid-power LEDs with a service life of 60,000 h. The emitted daylight color of 6,500 K provides safety for the user by a natural and non-fading color reproduction.



### TECHNICAL DATA

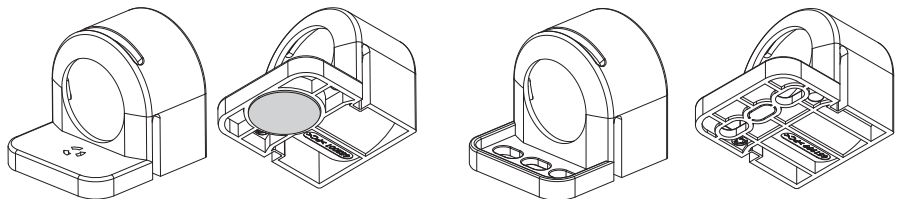
Power consumption	< 10 W/15 W
Operating voltage	AC 100 – 240 V, 50/60 Hz (min. AC 90 V, max. AC 265 V)
Luminous flux	1,080 Lm/1,730 Lm
Lamp type	LED, angle of radiation 120° light color: daylight, color temperature: 6,500 K
Service life	60,000 h at +20 °C (+68 °F)
Connection	2-pole connector with snap lock AC: max. 2.5 A / AC 240 V, color: white
Mounting	magnet fixing or screw fixing (M5), torque 2 Nm max.
Casing	plastic, translucent
Dimensions	see drawings
Weight	~ 0.2 kg/0.3 kg
Operating/Storage temperature	-40 to +40 °C (-40 to +104 °F) / -40 to +85 °C (-40 to +185 °F)
Operating/Storage humidity	< 90 % RH (non-condensing)
Protection type/Protection class	IP20 / II (double insulated)
Energy efficiency class	F

**Mounting options:** The lamps are available with magnet fixing for easy positioning in any steel cabinet or enclosure. A classic is the LED 021/022 with screw fixing. With a total rotation angle of 360° it provides perfect illumination.

**Note:** The lamp must not be used for household lighting.

View of magnet fixing

View of screw fixing



Size 1: L1 = 400 mm		Size 2: L1 = 600 mm		Switch	Approvals		
Art. No. Magnet fixing	Art. No. Screw fixing	Art. No. Magnet fixing	Art. No. Screw fixing				
02100.0-30	02100.0-00	02200.0-30 <sup>2</sup>	02200.0-00	On/off switch	VDE	UL File No. E234324	EAC
02110.0-30	02110.0-00	02210.0-30	02210.0-00 <sup>2</sup>	PIR movement sensor <sup>1</sup>	VDE	UL File No. E234324	EAC
02120.0-30 <sup>2</sup>	02120.0-00	02220.0-30 <sup>2</sup>	02220.0-00	without switching option	VDE	UL File No. E234324	EAC

<sup>1</sup> ~ 5 min fixed switch-on duration  
<sup>2</sup> Last-Buy-Option until 30.12.2023

ACCESSORIES LED 021/022

Connectors and cables for electrical connection are not included in the delivery of the LED 021/022. These parts can be ordered separately. Sets, consisting of lamp and accessories, are available on request. Likewise, custom cables are available on request.

FEMALE / MALE CONNECTORS



Photo: Female connector, Art. No. 264057



Photo: Male connector, Art. No. 264058

Art. No.	Model	Voltage type	Color	Use for	Wire cross-section <sup>1</sup>	Approvals
264057	female connector	AC	white	power input	0,5-2,5 mm <sup>2</sup> (AWG 14-20)	VDE + UL
264058	male connector	AC	white	power output	0,5-2,5 mm <sup>2</sup> (AWG 14-20)	VDE + UL

<sup>1</sup> applies to rigid and stranded wire. Wire end ferrules must be used when connecting with stranded wires

CONNECTION CABLE WITH FEMALE CONNECTOR AND OPEN END



Photo: Connection cable, Art. No. 244356

Art. No.	Model	Length	Voltage type	Color	Use for	Approvals <sup>2</sup>
244356	connection cable 2 x 1.5 mm <sup>2</sup> with female connector	2.0 m	AC	connector: white; cable: white	power input	VDE
244357	connection cable 2 x AWG 15 with female connector	2.0 m	AC	connector: white; cable: white	power input	VDE + UL

<sup>2</sup> applies only to the individual components (cable and connectors)

EXTENSION CABLE WITH 2 CONNECTORS FOR DAISY CHAIN CONNECTION

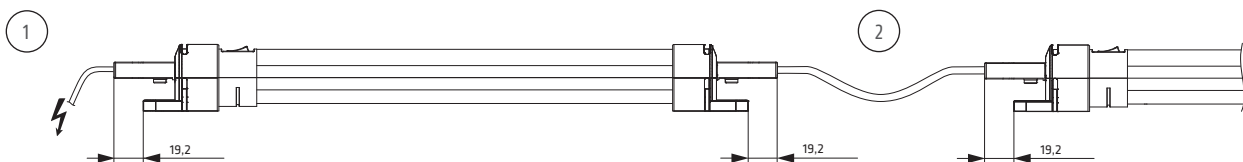


Photo: Extension cable, Art. No. 244358

Art. No.	Model	Length	Voltage type	Color	Use for	Approvals <sup>2</sup>
244358	extension cable 2 x 1.5 mm <sup>2</sup> with 2 connectors	1.0 m	AC	connectors: white; cable: white	daisy chain	VDE
244359	extension cable 2 x AWG 15 with 2 connectors	1.0 m	AC	connectors: white; cable: white	daisy chain	VDE + UL

<sup>2</sup> applies only to the individual components (cable and connectors)

CONNECTION EXAMPLE



This illustration shows the LED 021/022 lamp in a daisy chain application. The lamps are conveniently connected via connection plugs - up to 8 lamps max. can be daisy-chained this way. The snap lock connectors ensure a stable electrical connection even if subjected to heavy vibration. The connection example shows a AC 230 V application, using the following cables: connection cable with female connector, Art. No. 244356 (1); daisy chain extension cable with 2 connectors, Art. No. 244358 (2).

Female/male connectors are also available to assemble cables in non-standard lengths.