

Data sheet

Art.No.: 54.506.9055.0

earth terminal WK 6 SL/U

Earth terminal with screw connection for mounting on TS 35 and TS 32, nominal cross section: 6mm², width: 8mm, color: green/yellow



Art.No.	54.506.9055.0
EAN	4049088311970
Order Unit	100

certificates /
approvals



CAN-Ex



ATEX



USA-Ex

Technical data

general

nominal cross section	6 mm ²
color	green/yellow
number of levels	1
number of clamp positions per level	2
width/grid dimension	8 mm
insulating housing	PA666
flammability class of insulation material acc. with UL94	V0
explosion-tested version "Ex e"	yes
mounting method	DIN rail (top hat rail)/G-rail
terminal blocks for electrical installations	yes

technical data

rated voltage	800 V
rated impulse voltage	8 kV
pollution degree	3
closing plate required	no
type of insulation material	thermoplastic
length	51 mm

connection data

connection type 1	screw connection
connection type 2	screw connection

minimum cross section solid	0.5 mm ²
maximum cross section solid	6 mm ²
minimum cross section fine stranded	0.5 mm ²
maximum cross section fine stranded	4 mm ²
wire strip length	9 mm
torque conductor mounting	0.5 Nm
torque rail mounting	0.5

technical data UL/CSA

cross section UL	22-10 AWG
cross section CSA	20-10 AWG

classification

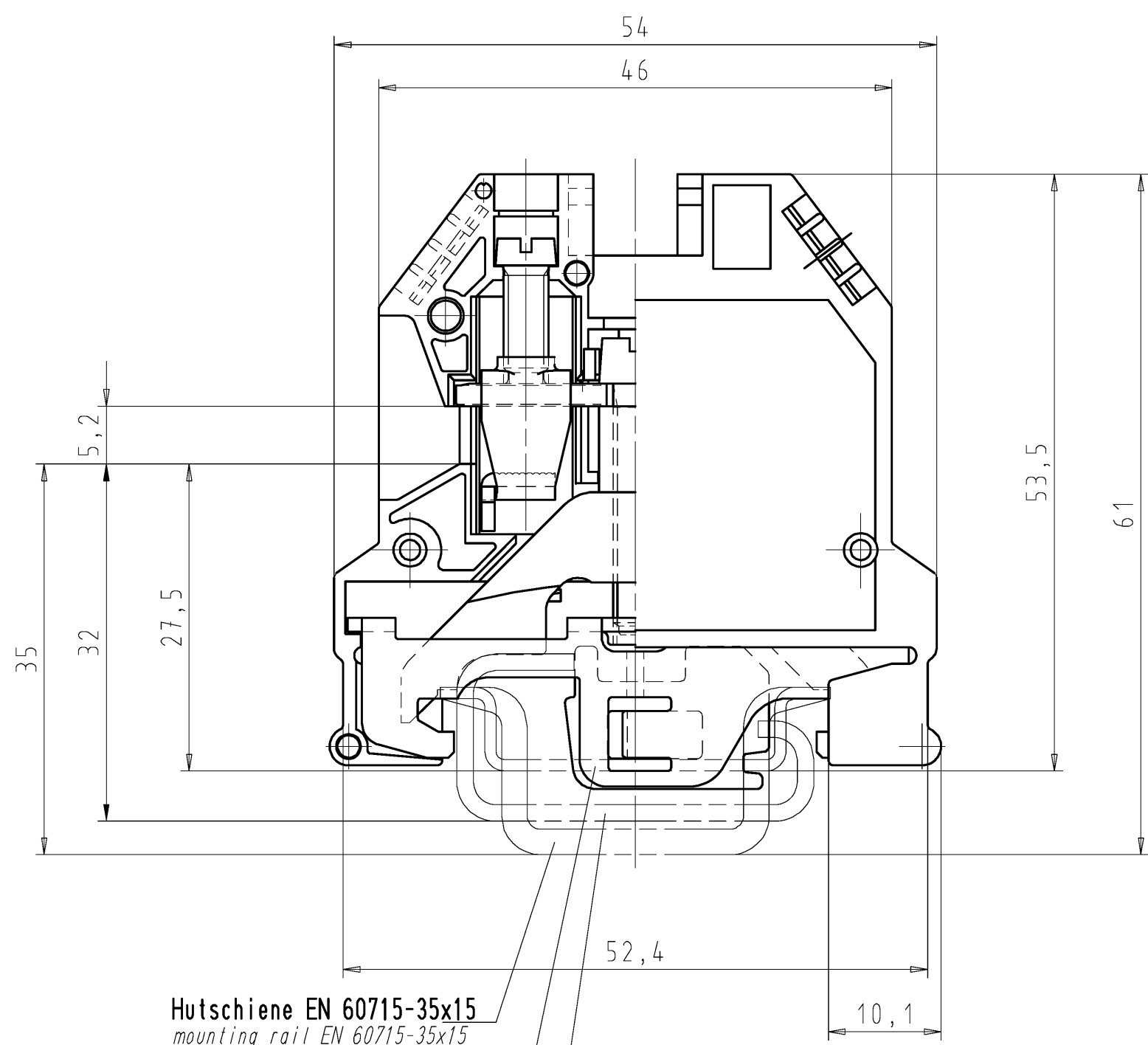
ECLASS 11	
ECLASS 8.1	27141141
ETIM 9.0	EC000901
ETIM 8.0	EC000901
ETIM 7.0	EC000901
ETIM 6.0	EC000901
ETIM 5.0	EC000901
ETIM 4.0	EC000901

product compliance

ROHS conformity status	compliant/exempted
ROHS exceptions	III-6(c)
REACH-SVHC conformity status	Duty-To-Declare
REACH-SVHC substances	Lead
REACH-SVHC CAS numbers	7439-92-1

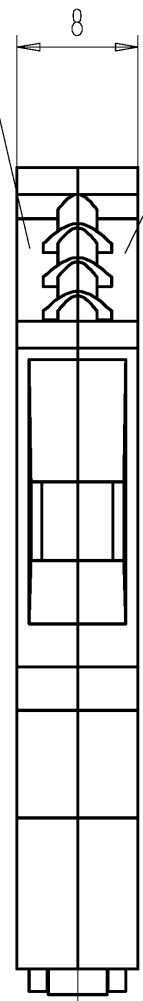
These dimensions will be especially checked at delivery
 Only inspection dimensions
 With /E marked dimensions are only valid for internal use

Diese Maße werden bei Abnahme besonders geprüft
 Ausschließlich Prüfmaße
 Mit /E gekennzeichnete Maße sind nur für interne Zwecke gültig



Farbe: grün
 colour: green

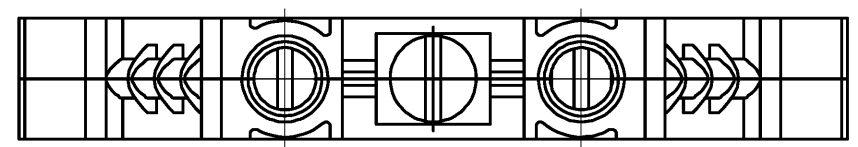
Farbe: gelb
 colour: yellow



Hutschiene EN 60715-35x15
 mounting rail EN 60715-35x15

Hutschiene EN 60715-35x7,5
 mounting rail EN 60715-35x7,5

G-Schiene EN 60715-G32
 G-rail EN 60715-G32



Weitere Daten siehe Katalog
 further data see catalog

Teile - Nr. part-no.	Typ type
54.506.9055.0	WK 6 SL/U/VO

Tolerierung nach DIN 7167/Tolerance system acc. to DIN 7167. (This DIN-standard describes the envelope principle. According to the envelope principle the deviations of form and parallelism are limited by the size tolerances).				ja/yes <input checked="" type="checkbox"/> Stoffverbots- und Deklarationsliste nach UU-TQM-05/03 ist einzuhalten. Conformity with Wieland document UU-TQM-05/03 (list of prohibited / declarable hazardous substances) to be declared!					
Freitoleranz nach General tolerance		DIN ISO 2768 - m		CAD - Zeichnung, keine manuellen Änderungen CAD - drawing, no manual modifications allowed		1.Verwendung: First Use:		Blatt: 1 von 1 Sheet: 1 of 1	
/		Werkstoff/Material		2015 Tag/Date		Name		Zeichnung Nr./Drawing No.	
/		Maßstab/Scale		gezeichnet drawn		25.03. Hollet		T 54.506.9053.0 01K	
/		2:1		geprüft checked		-		Index	
/		Vol. mm³		Ofl./Surf. mm²		Ersatz für/Replacement for: -		Maße in mm/Dimensions are in mm	
/		wieland		Type		Benennung/Title		SCHUTZLEITERKLEMME	
/		Elektrische Verbindungen						Earth terminal	
Index		Datum / Blatt Date / Sheet		Änderung/Revision					

Weitergabe sowie Vervielfältigung dieses Dokuments, Verwertung und Mitteilung seines Inhalts sind verboten, soweit nicht ausdrücklich gestattet.
 The reproduction, distribution and utilization of this document as well as the communication of its contents to others without express authorization is prohibited.