


Data sheet

Commercial Art.No.: Z7.280.3227.0

insulated jumper bar IVBWK 2,5 -12

Cross connector, insulated for DIN rail terminal blocks type WK ..., 12 -pole



Commercial Art.No.	Z7.280.3227.0
EAN	4015573155923
Order Unit	10

certificates / approvals

ATEX

Technical data

general

color	yellow
modular spacing	5 mm
number of bridged clamps	12
mounting method	screwable
insulated	yes
model	cross connector

accessories

mounting method	screwable
insulated	yes
color	yellow
number of bridged clamps	12
modular spacing	5 mm

classification

ECLASS 11	
ECLASS 8.1	27141140
ETIM 9.0	EC000489
ETIM 8.0	EC000489
ETIM 7.0	EC000489
ETIM 6.0	EC000489
ETIM 5.0	EC000489

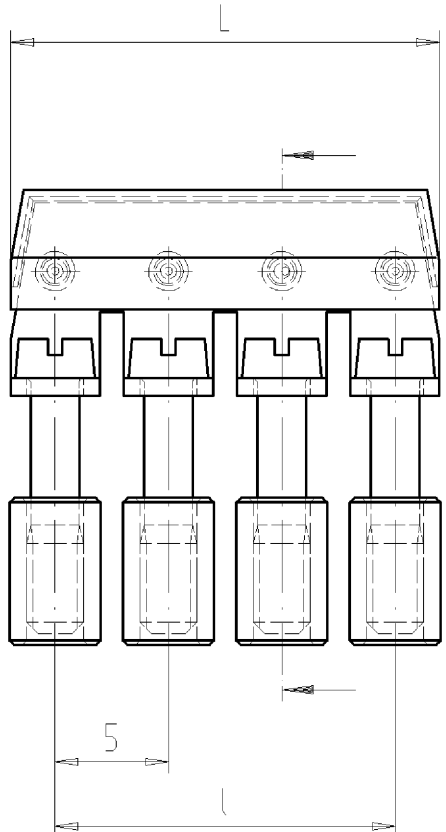
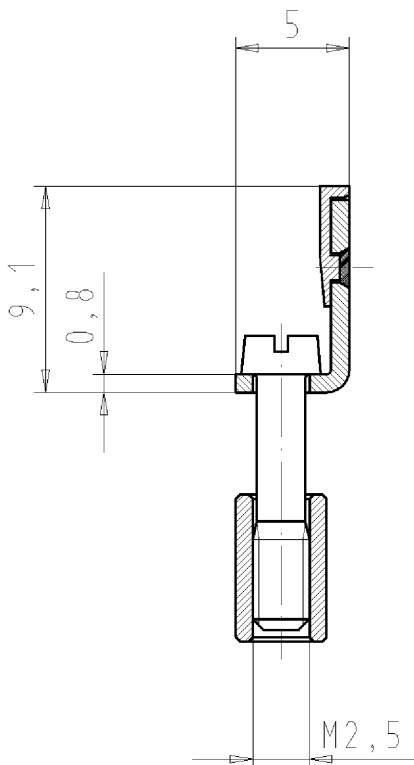
ETIM 4.0	EC000489
ETIM 3.0	EC000489

product compliance

ROHS conformity status	compliant/exempted
ROHS exceptions	III-6(c)
REACH-SVHC conformity status	Duty-To-Declare
REACH-SVHC substances	Lead
REACH-SVHC CAS numbers	7439-92-1

4-polige Ausführung
4 poles variant

These dimensions will be especially checked at delivery
Only inspection dimensions
With /E marked dimensions are only valid for internal use



Diese Maße werden bei Abnahme besonders geprüft
Ausschließlich Prüfmaße
Mit /E gekennzeichnete Maße sind nur für interne Zwecke gültig

Weitere Daten siehe Katalog
further data see catalog

Teile-Nr. part nr.	Pol- zahl poles	L	l	Typ type
Z7.280.2227.0	2	8,9	5	IVB WK 2,5-2
Z7.280.2327.0	3	13,9	10	IVB WK 2,5-3
Z7.280.2427.0	4	18,9	15	IVB WK 2,5-4
Z7.280.2527.0	5	23,9	20	IVB WK 2,5-5
Z7.280.2627.0	6	28,9	25	IVB WK 2,5-6
Z7.280.2727.0	7	33,9	30	IVB WK 2,5-7
Z7.280.2827.0	8	38,9	35	IVB WK 2,5-8
Z7.280.2927.0	9	43,9	40	IVB WK 2,5-9
Z7.280.3027.0	10	48,9	45	IVB WK 2,5-10
Z7.280.3127.0	11	53,9	50	IVB WK 2,5-11
Z7.280.3227.0	12	58,9	55	IVB WK 2,5-12

Tolerierung nach DIN 7167/Tolerance system acc. to DIN 7167. (This DIN-standard describes the envelope principle. According to the envelope principle the deviations of form and parallelism are limited by the size tolerances). ja/yes Stoffverbots- und Deklarationsliste nach UU-TQM-05/03 ist einzuhalten. Conformity with Wieland document UU-TQM-05/03 (list of prohibited / declarable hazardous substances) to be declared!

Freitoleranz nach General tolerance CAD - Zeichnung, keine manuellen Änderungen CAD - drawing, no manual modifications allowed 1.Verwendung: - First Use: Blatt: 1 von 1 Sheet: 1 of 1

Werkstoff/Material	2002 Tag/Date	Name	Zeichnung Nr./Drawing No.	Index
	gezeichnet drawn 07.03.	Treschan	Z7.280.2227.0 01K	a
Maßstab/Scale	geprüft checked	-		
%	Normgepr. Stand. check	-		
Vol. mm³	Ofl./Surf. mm²	Ersatz für/Replacement for: -		
		Type	Benennung/Tittle	
Elektrische Verbindungen		IVB WK 2,5-...	VERBINDUNGSSTEG juper bar	
Änderung/Revision	Datum / Blatt Date / Sheet			
a	04.10.2007/			

Weitergabe sowie Vervielfältigung dieses Dokuments, Verwertung und Mitteilung seines Inhalts sind verboten, soweit nicht ausdrücklich gestattet. The reproduction, distribution and utilization of this document as well as the communication of its contents to others without express authorization is prohibited.

Z72802227001K_4 CADW1042 Schmitt 2007-10-05T10:01:32 1.000