

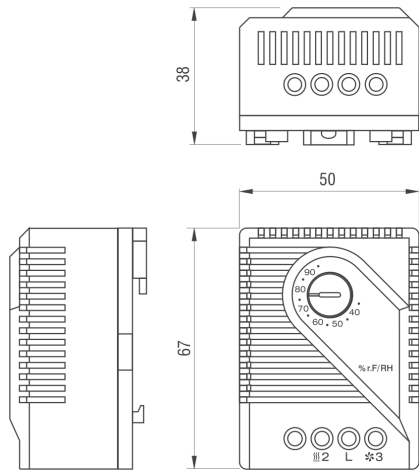
MECHANICAL HYGROSTAT

MFR 012



- > Adjustable relative humidity
- > Change-over contact
- > High switching capacity
- > Easily accessible terminals
- > Clip fixing

The electromechanical hygrostat is designed to control enclosure heaters so that the dew point is raised when a critical relative humidity of 65 % is exceeded. In this way condensation and corrosion in enclosures with electric/ electronic components is effectively prevented.



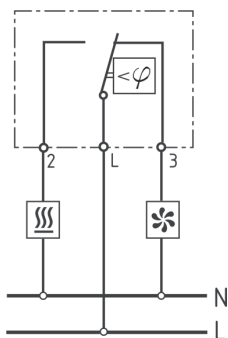
TECHNICAL DATA

Switch difference ¹	4 % RH (±3 % tolerance)
Permissible air velocity	15 m/sec.
Contact type	change-over contact
Service life	> 50,000 cycles
Min. switching capacity	AC 20 V / DC 100 mA
Max. switching capacity	AC 250 V, 5 A DC 20 W
Connection	3-pole terminal for 2.5 mm ² , clamping torque 0.5 Nm max.: rigid wire 2.5 mm ² (AWG 14) stranded wire ² 1.5 mm ² (AWG 16)
Mounting	clip for 35 mm DIN rail, EN 60715
Casing	plastic according to UL94 V-0, light grey
Dimensions	67 x 50 x 38 mm
Weight	approx. 60 g
Fitting position	variable
Operating/Storage temperature	0 to +60 °C (+32 to +140 °F) / -40 to +60 °C (-40 to +140 °F)
Operating/Storage humidity	max. 95 % RH (non-condensing)
Protection type	IP20
Approvals	UL File No. E164102, EAC, CQC

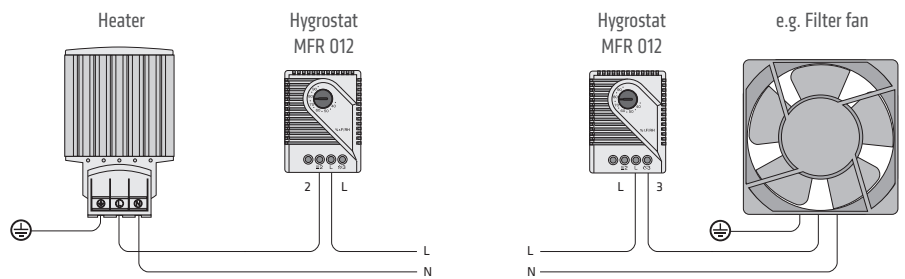
¹ at 50 % RH

² When connecting with stranded wires, wire end ferrules must be used.

Connection diagram



- Heater
- Filter fan, Cooling equipment, Signal device



Examples of connection

Art. No. 01220.0-00	Setting range 35 to 95 % RH
------------------------	--------------------------------