


Data sheet

Commercial Art.No.: 56.710.0055.0

Feed-through terminal WKFN 10/35

Feed-through terminal with tension spring connection for mounting on TS35/ TS 32, nominal cross section: 10 mm², width: 10 mm, color: grey



Commercial Art.No.	56.710.0055.0
EAN	4015573906402
Order Unit	50

Certificates / Approvals



Technical data

General

Nominal cross section	10 mm ²
Color	Grey
Number of levels	1
Number of clamp positions per level	2
Width/grid dimension	10 mm
Insulating housing	PA666
Inflammability class of insulation material acc. with UL94	V0
Explosion-tested version "Ex e"	yes
Mounting method	DIN rail (top hat rail)/G-rail
Terminal blocks for electrical installations	yes

Technical data

Rated current	57 A
Rated voltage	800 V
Rated impulse voltage	8 kV
Pollution degree	3
Closing plate required	yes
Type of insulation material	Thermoplastic
Length	72.5 mm

Connection Data

Connection type 1	spring clamp connection
Connection type 2	spring clamp connection
Minimum cross section solid	1.5 mm ²
Maximum cross section solid	10 mm ²
Minimum cross section fine stranded	0.2 mm ²

Maximum cross section fine stranded	10 mm ²
Minimum cross section stranded	16 mm ²
Maximum cross section stranded	16 mm ²
Wire strip length	15 mm

Technical Data UL/CSA

Cross section UL	16-6 AWG
Voltage UL	600 V
Current factory wiring	60 A
Current field wiring	60 A
Cross section CSA	16-6 AWG
Voltage CSA	600 V
Current CSA	65 A

Classification

ECLASS 11	
ECLASS 8.1	27141120
ETIM 7.0	EC000897
ETIM 6.0	EC000897
ETIM 5.0	EC000897
ETIM 4.0	EC000897
ETIM 3.0	EC000897

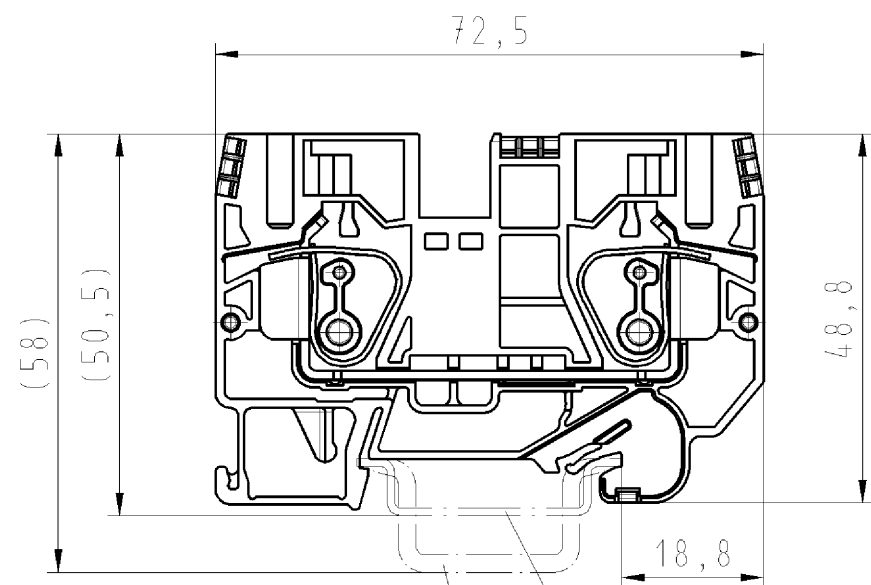
Product compliance

ROHS conformity status	Compliant
REACH-SVHC conformity status	Compliant

Accessories

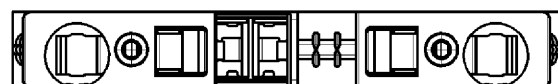
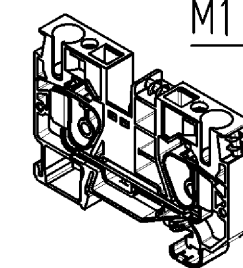
Commercial Art.No.:	Article-type description:	Description:
Z7.283.8227.0	Jumper bar IVBWK 10- 2	Cross connector, insulated for DIN rail terminal blocks type WKF..., 2 - pole
98.300.0000.0	Mounting rail TS 35x7,5 UNPERF - l:2000mm	Mounting rail TS 35, unslotted, size 7,5 mm, length 2 m, material steel. galv. zinc-plated and passivated
98.300.1000.0	Mounting rail TS 35x7,5 PERF 15mm - l:2000mm	Mounting rail TS 35, slotted, size 7,5 mm, length 2 m, material steel. galv. zinc-plated and passivated
98.300.1900.0	Mounting rail TS 35x7,5 PERF 25mm - l:2000mm	Mounting rail TS 35, slotted, size 7,5 mm, length 2 m, material steel. galv. zinc-plated and passivated
98.360.0000.0	Mounting rail TS 35x15-2,3 UNPERF - l:2000mm	Mounting rail TS 35, unslotted, size 15 mm, length 2 m, material steel. galv. zinc-plated and passivated
98.360.0004.0	Mounting rail TS 35x15-2,3 UNPERF FZN - l:2000mm	Mounting rail TS 35, unslotted, size 15 mm, length 2 m, material steel, hot galvanized
98.370.0000.0	Mounting rail TS 35x15 UNPERF - l:2000mm	Mounting rail TS 35, unslotted, size 15 mm, length 2 m, material steel. galv. zinc-plated and dichromated
98.370.1000.0	Mounting rail TS 35x15 PERF 15mm - l:2000mm	Mounting rail TS 35, slotted, size 15 mm, length 2 m, material steel. galv. zinc-plated and passivated
98.380.0000.0	Mounting rail TS 35x15-2,3 UNPERF CU - l:2000mm	Mounting rail TS 35, unslotted, size 15 mm, length 2 m, material E copper
04.343.6453.8	Warning cover ADF10/4 GELB	Cover with warning symbol for DIN rail terminal blocks type WKF ...
07.313.0855.0	End plate APFN 10/35	End plate for DIN rail terminal blocks type WKFN 10..., color: grey
07.313.0955.0	Partition TWFN 10/35	Partition for DIN rail terminal blocks type WKFN 10..., color: grey

98.300.1800.0	Mounting rail TS 35x7,5 PERF 18mm - l:2000mm	Mounting rail TS 35, slotted, size 7,5 mm, length 2 m, material steel. galv. zinc-plated and passivated
04.242.5053.0	Marking tag strips 9705 A / 5 / 10	Marking tag strips for DIN rail terminal blocks type 9700 A / 5..., 10 tags per strip, color: blue, unmarked, markable with Wieplot plotter-system



Hutschiene EN 60715-35x7,5
mounting rail EN 60715-35x7,5

Hutschiene EN 60715-35x15
mounting rail EN 60715-35x15



T-Nr. part-no.	Farbe colour	Typ type
56.710.0055.0	grau grey	WKFN 10/35
56.710.0055.6	blau blue	WKFN 10/35 BLAU

Weitere Daten siehe Katalog
further data see catalog

Tolerierung nach DIN 7167/Tolerance system acc. to DIN 7167. (This DIN-standard describes the envelope principle. According to the envelope principle the deviations of form and parallelism are limited by the size tolerances).				ja/yes <input checked="" type="checkbox"/> Stoffverbots- und Deklarationsliste nach UU-TQM-05/03 ist einzuhalten. Conformity with Wieland document UU-TQM-05/03 (list of prohibited / declarable hazardous substances) to be declared!			
Freitoleranz nach General tolerance		CAD - Zeichnung, keine manuellen Änderungen CAD - drawing, no manual modifications allowed		1. Verwendung: - First Use:		Blatt: 1 von 1 Sheet: of 1	
/		Werkstoff/Material		2007 Tag/Date Name		Zeichnung Nr./Drawing No. Index	
/		Maßstab/Scale		gezeichnet drawn		T 56.710.0055.0 01K	
/		1:1		geprüft checked		Maße in mm/Dimensions are in mm	
/		Vol. mm ³ Öl./Surf. mm ²		Ningep. Stand. check			
/		Ersatz für/Replacement for: -					
/		wieland		Type		Benennung/Title	
/		Elektrische Verbindungen				DURCHGANGSKLEMME	
Index Datum / Blatt Date / Sheet						fasis pro Federkraftanschluß 10mm ² terminal with spring clamp connection	
Änderung/Revision							

567100055001K_4_CADW1032_Bauer 2007-06-27T08:13:34 1:000

Weitergabe sowie Vervielfältigung dieses Dokuments, Verwertung und Mitteilung seines Inhalts sind verboten, soweit nicht ausdrücklich gestattet. Die Reproduktion, Distribution und Utilization of this document as well as the communication of its contents to others without express authorization is prohibited.

These dimensions will be especially checked at delivery
Only inspection dimensions
With /E marked dimensions are only valid for internal use

Diese Maße werden bei Abnahme besonders geprüft
Ausschließlich Prüfmaße
Mit /E gekennzeichnete Maße sind nur für interne Zwecke gültig